

The Star Child

The Christmas Story

Author: Tim Spencer
Music: Tim Spencer

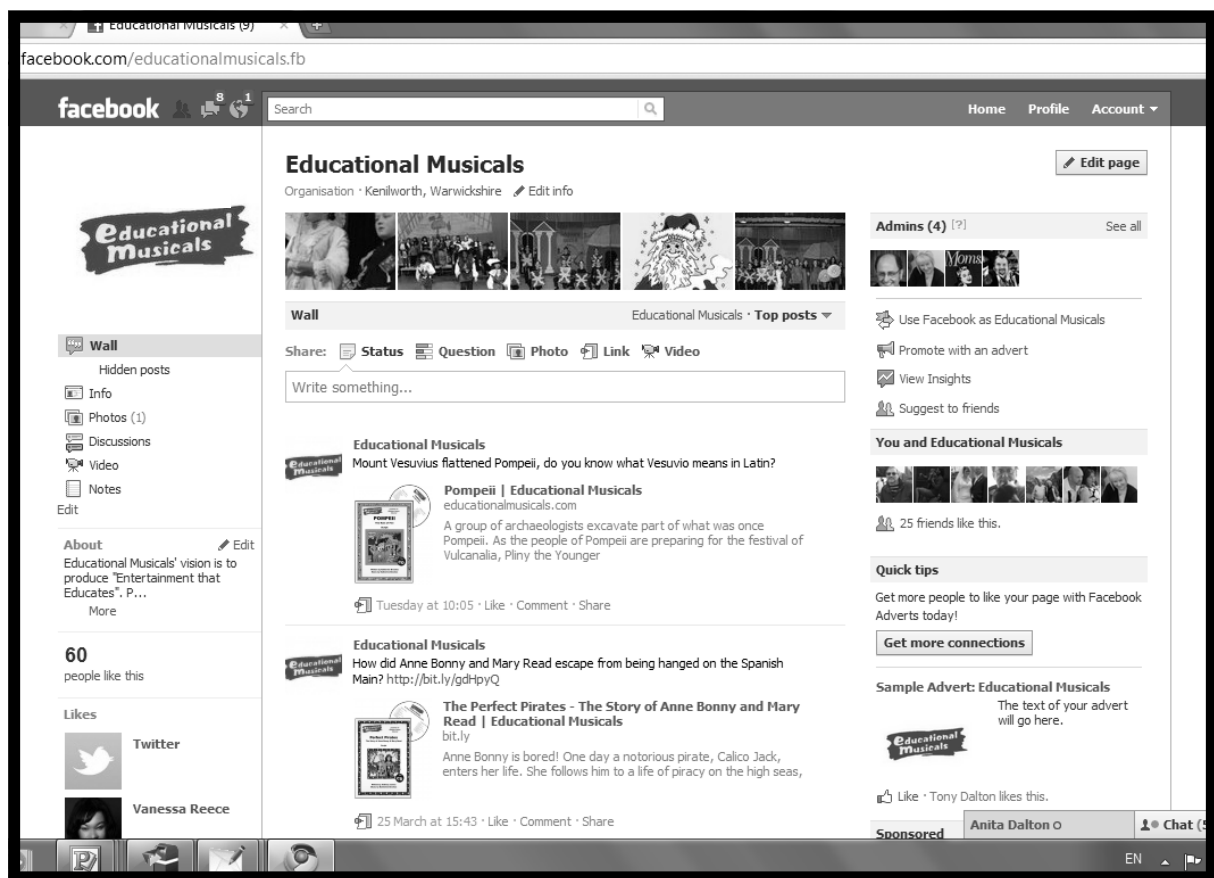


EDUCATIONAL MUSICALS

Join our Facebook fan page
go to

www.facebook.com/educationalmusicals.fb

Learn historical facts and see show photos



The screenshot shows the Facebook page for 'Educational Musicals'. The page header includes the Facebook logo, a search bar, and navigation links for Home, Profile, and Account. The page name 'Educational Musicals' is prominently displayed, along with its location 'Kenilworth, Warwickshire' and an 'Edit info' link. Below the header, there's a 'Wall' section with a 'Write something...' text box and a 'Share' button. The main content area features two posts. The first post is titled 'Pompeii | Educational Musicals' and includes a photo of a CD/DVD cover. The second post is titled 'The Perfect Pirates - The Story of Anne Bonny and Mary Read | Educational Musicals' and also includes a photo of a CD/DVD cover. On the right side of the page, there's an 'Admins' section, a 'You and Educational Musicals' section, and a 'Quick tips' section. The bottom of the page shows a 'Sponsored' section with an advertisement for 'Anita Dalton o'.

facebook.com/educationalmusicals.fb

facebook

Search

Home Profile Account

Educational Musicals [Edit page](#)

Organisation · Kenilworth, Warwickshire [Edit info](#)

Wall [Educational Musicals · Top posts](#)

Share: [Status](#) [Question](#) [Photo](#) [Link](#) [Video](#)

Write something...

Educational Musicals
Mount Vesuvius flattened Pompeii, do you know what Vesuvio means in Latin?

Pompeii | Educational Musicals
educationalmusicals.com
A group of archaeologists excavate part of what was once Pompeii. As the people of Pompeii are preparing for the festival of Vulcanalia, Pliny the Younger

Tuesday at 10:05 · Like · Comment · Share

Educational Musicals
How did Anne Bonny and Mary Read escape from being hanged on the Spanish Main? <http://bit.ly/gdHpyQ>

The Perfect Pirates - The Story of Anne Bonny and Mary Read | Educational Musicals
bit.ly
Anne Bonny is bored! One day a notorious pirate, Calico Jack, enters her life. She follows him to a life of piracy on the high seas,

25 March at 15:43 · Like · Comment · Share

Admins (4) [?] [See all](#)

[Use Facebook as Educational Musicals](#)
[Promote with an advert](#)
[View Insights](#)
[Suggest to friends](#)

You and Educational Musicals
25 friends like this.

Quick tips
Get more people to like your page with Facebook Adverts today!
[Get more connections](#)

Sample Advert: Educational Musicals
The text of your advert will go here.

[Like](#) · Tony Dalton likes this.

Sponsored Anita Dalton o [Chat](#)

EN

The Star Child

© A. James, T. Dalton & A Dalton 1999
Music, Lyrics & Words by Tim Spencer
Illustrations by Anthony James
Stage Directions by Anthony James
Narrator's rhyme in Song 12 – Anita Allen
Third Edition - 2004

1. All rights including staging, motion picture, radio, television, public reading and translation into foreign languages are strictly reserved.
2. This musical is fully protected under Copyright Laws of the British Commonwealth of Nations, the United States of America and all countries of the Berne and Universal Copyright Conventions.
3. No part of this publication may be reproduced in ANY form or by ANY means - photocopying, typescript, recording, (including video recording), manuscript, electronic, mechanical, or otherwise - or be transmitted or stored in a retrieval system without prior permission.
4. It is an infringement of Copyright to give any performance or public reading of the musical before the fee has been paid and performance licence issued.
5. All publicity material must contain the names of the writer and composer as asserted by them in accordance with the Copyright, Designs and Patents Act 1988.

ISBN: 978-1-905123-02-5

Published by Educational Musicals Limited,
S2 Berkeley House, 6 The Square,
Kenilworth, CV8 1EB,
United Kingdom

www.educationalmusicals.co.uk

Tel: 01926 855920

NOTES

Watch out for other titles in this unique educational range of National Curriculum musicals at **www.educationalmusicals.com**

The Victorian Historian	The Gunpowder Plot
Christopher Columbus	The Ship of Dreams
The Three Musketeers	The Dream Catcher
The Ancient Olympics	Daedalus & Icarus
The Spanish Armada	The Lucky Viking
Monster of the Maze	The Golden City
The Warrior Queen	The Saxon King
Valley of the Kings	Battle of Britain
The Trojan Horse	The Boy King
Perfect Pirates	Henry VIII
Gettysburg	Trafalgar
Athens	Pompeii
1066	

Christmas Shows

Happy Christmas Tommy	The Magic Tree
St Nicholas	The Star Child

Potty Panto

Jack & The Big Stork	Goldilocks & The 3 Scares
Aladdin's Lump!	Daring Dick Whittington
Snow White & the Magnificent Seven	

Bibliography. The books of Matthew, Mark, Luke & John.

Videoing productions

A licence is available. To obtain one please contact the publishers.

THE STAR CHILD

The Christmas Story

Fact Sheet by Daniel Dalton.

The story of the birth of Jesus is probably one of the best-known stories in the world. Although the exact time and place of his birth are the subject of some disagreement, the traditional story links his birth with the time of Herod's rule in Judaea as described in Matthew 1 and 2 of the Bible.

The traditional story states that Mary and Joseph, Jesus' parents were forced to go to Bethlehem to register for a census which had been ordered by Caesar Augustus, the Roman Emperor. Once there, they were unable to find a room to stay the night in, as all the town's inns were inundated with people staying in the town to register for the census. One innkeeper eventually offered them a stable. Mary and Joseph were tired and desperate and so they stayed there. That night Mary gave birth to Jesus.

During the night the Angel Gabriel appeared in front of a group of local shepherds and told them that a new king was to be born that night, and a star in the sky would guide them to him. The shepherds followed the star and it took them to the stable.

Three Magi (wise men) from the East, had seen the star and after consulting their star charts, they were stargazers, they realised that the star would lead them to a newborn child that would be king. When the Magi arrived at the stable they brought gifts of gold, frankincense and myrrh. Herod, the then ruler of the province of Judaea, was concerned about the threat that this new king would be to his position, and so he ordered every boy under two years old in Bethlehem, and its environs, to be killed.

King Herod.

Herod was born in Southern Palestine. His father, Antipater, was an Arab from the region between the Dead Sea and the Gulf of Aqaba. Antipater married the daughter of a noble man from Petra. So Herod, despite being a practicing Jew, had Arab parentage. Herod's cruel streak emerged as he grew older, and in response to deception within his family and revolt within his territory. He died soon after he ordered the slaying of the first born.

The Magi.

The Magi, or wise men, were noble pilgrims from the East who followed a guiding star which led them to Bethlehem. When they arrived and found the new born Jesus they presented him with three gifts, those of gold, frankincense and myrrh. Western tradition states that the number of Magi was three, whereas eastern tradition suggests it was twelve.

When they arrived at Jerusalem, Matthew 2.2 suggests that whilst announcing Jesus' birth they attracted the attention of Herod by saying "the King of the Jews had been born". Herod managed to find out from them that he was born in Bethlehem. He asked them to disclose the exact place of birth when they returned from visiting him. However, an angel came to them in a dream warning of Herod's evil and so, after visiting Jesus, they returned immediately to the East.

The Magi have always been considered as kings, and since the eighth century three names have appeared in association with them, Balthasar, Melchior and Caspar. In Western church tradition, Balthasar is represented as a king of Arabia, Melchior as a king of Persia and Caspar as a king of India.

Bethlehem.

Bethlehem was first known as Beit Lahama. One of several small cities built 3,000 years before Christ by Canaanite tribes. The word "Bethlehem" derives from the Lahmo, the Chaldean god of fertility, which the Canaanites adapted into Lahama.

The town is mentioned in the first book of the Old Testament when Jacob and his family passed it on their journey to Hebron.

The Romans arrived in Bethlehem in 160 BC. When Caesar Augustus decreed that a census must be taken in every province of the Roman Empire, Mary and Joseph had to go to the town to register because he was of the house, the lineage of David, and born there.

THE STAR CHILD

The Christmas Story

Characters.

Total characters. 9 main parts, any number of shepherds, slaves, guards and angelettes. Chorus parts can be added. (Numbers are flexible).

Narrator -	The story teller.
Herod -	The king.
Joseph -	The young carpenter.
Mary -	Joseph's wife.
Innkeeper -	The owner of the inn.
Gabriel -	Angel of the Lord.
Belshezzar -	One of the Magi.
Melchior -	One of the Magi.
Caspar -	One of the Magi.

Shepherds

Angelettes

Slaves

Herod's Guards

Chorus

THE STAR CHILD

The Christmas Story

Song List.

- | | | |
|-----|---------------------------------|--------------------------------------|
| 1. | Long Ago - | <i>The narrator.</i> |
| 2. | Bad, Bad, Man - | <i>Herod & slaves.</i> |
| 3. | Through the Wilderness - | <i>Joseph & Mary.</i> |
| 4. | No Room - | <i>Innkeeper & chorus.</i> |
| 5. | Beautiful Night - | <i>The shepherds.</i> |
| 6. | Oh Fear Not - | <i>Gabriel & the angelettes.</i> |
| 7. | Celebration - | <i>The shepherds.</i> |
| 8. | We are the Magi - | <i>The Magi.</i> |
| 9. | Kill the Boy King - | <i>Herod.</i> |
| 10. | Follow the Star - | <i>The Magi & narrator.</i> |
| 11. | Hot Presents - | <i>The Magi.</i> |
| 12. | Christmas Time - | <i>All.</i> |

THE STAR CHILD

The Christmas Story

SCENE ONE – Herod's Palace

SONG 1: Long Ago – Narrator.

The Narrator enters wearing a simple white costume. He/she is also carrying a large Bible. They open the Bible and begin to read.

Narrator.

Long ago, far out in Bethlehem,
As the story has to say.
A man and wife were trudging wearily,
To an inn where they hoped to stay.
The Innkeeper was in a sorry state,
So he turned them both away.
Then he thought, there was a stable free,
Where they both could lay.

When Jesus was born, angels they sang,
Where shepherds watched, the story began.
Wise men they came from distances far,
To give gold, frankincense and myrrh.
Praise to be given where it was due
Jesus was born and all men were too.
There was rejoicing, mankind was saved,
Jesus Christ was born that day.

For one heavenly second the stars glistened together.
It seemed like the whole world would be as one,
For ever and ever and ever.

When Jesus was born, angels they sang,
Where shepherds watched, the story began.
Wise men they came from distances far,
To bring Gold, Frankincense and Myrrh.
Praise to be given where it was due,
Jesus was born and all men were too.
There was rejoicing, mankind was saved,
Jesus was born that day.

We'll take you back to Bethlehem,
For the story of the time.
Show events and characters,
And the tale that did unwind.
Heroes and villains,
The birth of Christ the King.
With words, and with music,
In the songs that we will sing.

King Herod enters followed by two worried looking slaves. One slave carries a tray of fresh fruit, the other goblets of drink. (Items on the trays should be fixed so they do not fall off). Both are desperate not to spill anything on their evil master, as both know this would mean certain death.

Narrator. Let me introduce you to the first character in our show, a gentleman named Herod, King of Judeah, family man, until he killed them. A general all round, nasty bloke.

Herod. *(Very rough and nasty character).* Evening all!

Narrator. Herod had only one desire. To be in charge, and to be in charge big time. He executed anyone who dared to challenge him. Even if he only heard a rumour, they were for it! Take his family, Herod did, and chopped their heads off just for the sake of a rumour. You really didn't want to get on the wrong side of Herod but, unfortunately, Jesus was going to, in a big way.

Herod. *(To narrator).* Oi! You! One more word and you're history. Now go and find something interesting to do, like feeding the rest of my slaves. Go on, hoppit!

The narrator exits quickly and quietly.

Herod. I don't know, they ask to do a documentary and all of a sudden they think they own you, well nobody owns me. I own everybody.

SONG 2: Bad, Bad, Man – Herod & Slaves.

During the song Herod stalks around the performance area prowling like a dangerous animal. His two slaves follow him wherever he goes. Occasionally Herod will sing to one or other of the slaves, nudging them maliciously, trying to make them drop their trays.

Herod. Herod is my name,
I am the king round 'ere and I am who to blame,
For tax inflation, in this nation.
Dough and lots of cash,
And if you don't pay I will jail you in a flash.
You can't escape me, only hate me,
The evil man who runs this land.
Everyone's fair game.

'Cause I'm a bad, bad man. Bad, bad man,
Don't mess with me or I'll chop off both your hands.
Bad, bad lad. Bad, bad lad,
Don't upset me sunbeam you won't like me when I'm mad.

I'm the king round here,
I don't have arguments, I'm boss man, is that clear?
You don't want to underestimate me,
Executing mates, who try to argue,
Even family are now late.
Do not cross me, or provoke me,
Hit me, hate me, even quote me,
I'm the one to blame.

Slaves. 'Cause I'm a bad, bad man. Bad, bad man,
Herod. Don't mess with me or I'll chop off both your hands.
Slaves. Bad, bad lad. Bad, bad lad,
Herod. Don't upset me sunbeam you won't like me when I'm mad.

During the instrumental break, Herod and the slaves can perform an optional slapstick routine with Herod trying to knock the trays out of their hands, and the slaves turning to avoid him.

All. 'Cause I'm a bad, bad man. Bad, bad man.
Don't mess with me or I'll chop off both your hands.
Bad, bad lad. Bad, bad lad.
Don't upset me sunbeam you won't like me when I'm mad.
Don't upset me sunbeam you won't like me when I'm mad.

Herod exists laughing evilly. The two slaves wipe the sweat away from their foreheads. They dash off after him, trays intact.

Narrator. I think we'll leave Mr. Herod for a while. I'm afraid he'll be back later on to cause more havoc. Now to the hero and heroine of our story, the notable but ordinary Mary and Joseph.

Mary and Joseph enter. They both look weary and tired. Mary uses a stick to help her walk. Joseph is carrying their possessions in a cloth bag. They move to the front of the performance space and sit on a log.

Narrator. Joseph was a carpenter. A quiet man who cared dearly for his wife. Mary was carrying a child "who was to be king", as she had been told by an angel that had visited her one night. Because of a census called by Herod, they were travelling back to his hometown of Bethlehem from their home in Nazareth. The journey was very dangerous and long, and Mary and Joseph were hoping that the lights of Bethlehem would soon be upon them.

SCENE TWO - The Road to Bethlehem

SONG 3: Through the Wilderness – Joseph & Mary.

During the song both Joseph and Mary empty their shoes of stones. Mary rubs her aching back. After the dialogue Joseph gets up and looks around, shading his eyes against the setting sun so he can see into the distance.

Joseph. Travelling far through the wilderness,
Back to the town of my birth.
Far from our home, back in Nazareth,
So far, so long,
How many miles can we go on?

Mary. So many days in the wilderness,
Here with a child in my heart.
Pray for the son who deserves the best,
It's late, it's cold.
So many days the stories told.

Joseph & Mary say their lines over the piece of instrumental music.

Joseph. Keep going Mary, it won't be long now. Not long until we're in Bethlehem.
I promise.

Mary. But it's been so long, three days, I can't go much further. The child is due soon.

Joseph suddenly sees the city of Bethlehem.

Joseph. I see the lights over Bethlehem,
It won't be long until we rest.
Now that our journey is ending,
Take heart, drive on,
This night you will be safe and warm.

Both. Over the hill from the wilderness,
Our journey at last is now through.
So far away from Nazareth,
Not long, to go,
At last we're coming home.

Four innkeepers and chorus enter and change the scenery to the Inn.

Narrator. Just when everything seemed to be turning out OK, they were to discover that their problems were just starting. With the census being called all the inn houses were full.

Mary and Joseph then proceed to go to separate points on the performance area where they are greeted by the following statements from people as they enter.

Inn 1. I'm sorry there's nothing to spare.

Inn 2. We've got no room here.

- Inn 3.** You must be joking, even me and the wife are on the floor.
- Inn 4.** *(This person just laughs hysterically at them).*
- Narrator.** As you can see things weren't going well. As they reached the end of the road they saw one more inn to try.

SCENE THREE - The Inn

Mary and Joseph walk up to the Inn. The Innkeeper appears, looking stressed and carrying a towel over his/her arm.

Joseph. We wondered if you might have a room...

Mary. ...for the night...

Joseph. ...my wife is pregnant you see...

Mary. ...it won't be long...

Joseph. ...just tonight.

They both look at him.

Both. PLEASE ???

Innkeeper. Have you seen the amount of people I have here? You're welcome to come in for a while but, to be quite honest, you'll be lucky.

SONG 4: No Room – Innkeeper and Chorus.

The innkeeper moves to the front of the performance space and is handed a carrot which he/she uses as a microphone. The innkeeper should perform the song as a famous rock star. The chorus are backing singers.

Chorus. There's no room, no room,
No room at the inn.
Well if you need somewhere to sleep,
You'd better move on down the street,
There's no room at the inn.

Innkeeper. Business has been booming,
The census came along.
People coming back from miles,
To sign in at their home.

All the beds are busy,
All the glasses full.
The money just keeps rolling in,
It's just incredible.
But there is...

Chorus. No room, no room,
No room at this inn.
Well if you need somewhere to sleep,
You'd better move on down the street,
There's no room at the inn.

Innkeeper. Sorry to disappoint you,
But I've got nothing spare.
There's oh so many people here,
My cupboards are looking bare.
Thank you for your custom,
You're welcome to hang around.
The merriment is flowing
And the beat's a busy sound.
But there is...

Chorus. No room, no room,
No room at this inn.
Well if you need somewhere to sleep,
You'd better move on down the street,
There's no room at this inn.
No room at this inn.

Mary and Joseph go to leave but as they do so the narrator goes over to the innkeeper and whispers. The innkeeper looks surprised and then calls to Mary and Joseph.

Innkeeper. My, er (*trying to think of a title for the narrator*) ...assistant...tells me that we have a stable I'd completely forgotten. Forget my own head if it weren't screwed on. Anyway, where was I? Oh yeah. There's this stable, out the back. It's not much at all but it would be warm. There's plenty of hay and as long as you can put up with the animals tonight, then you're more than welcome to it.

Mary. (*Excitedly*) Really?

Innkeeper. Yes, really. I'm all heart I know, not only that, you can have it for nothing seeing as there's three of you (*indicating the fact that Mary's pregnant*). Come on, follow me.

The innkeeper leads them off and the other Innkeepers change the scene back to The Road to Bethlehem as they exit.

Narrator. So Mary and Joseph were led to the stable. We'll see them later. For now though, we wander up into the hills around Bethlehem, to a group of shepherds minding their own business, counting their sheep, who were going to have their peaceful night broken by a close encounter of the Holy kind.

SCENE FOUR – The Road to Bethlehem

The shepherds enter and sit to watch their sheep. They sway to the beat of the song.

SONG 5: Beautiful Night – The Shepherds.

Shepherds. Watching the sheep,
 Over fields of green,
 Another night 'neath the skies.
 While the poets can sleep,
 The prophets can dream,
 And the shepherds must wake whilst they lie.
 It's a beautiful night,
 For watching the skies,
 Shepherds like we,
 Destined for peace on this night.
 Beautiful night,
 For watching the skies.
 Shepherds take heed,
 Those who sleep grieve for this night.
 Such a beautiful night.

 Peaceful and sound,
 No clouds are around,
 The star has more light in its eye.
 And each of his flock,
 Has no ear for the clock,
 Just contentment to hold with this night.
 It's a beautiful night,
 For watching the skies,
 Shepherds like we,
 Destined for peace through this night.
 Such a beautiful night,
 For watching the skies.
 Shepherds take heed,
 Those who sleep grieve for this night.
 Such a beautiful night.

Shepherd 1. Oh it's a lovely night.

Shepherd 2. Boring through, nothing ever happens when we're watching the sheep.
 I'm falling asleep.

Shepherd 3. Well stop counting them then!

The rest of the shepherds agree and the song begins. During the song the shepherds rest their arms on each others shoulders and travel around the performance space singing. They can even enter the audience if this is practical.

SONG 7: Celebration – The Shepherds.

Shepherds.

There's a celebration today,
Everybody celebrate.
A new Messiah is king,
Everybody clap and sing.
We'll seek out the king.

Seek out the king, seek out the king now.
Seek out the king, seek out the king,
Seek out the king, how?

The king is here, after waiting all these years,
I think we all should go and see.
It's boring counting sheep,
So tonight the sheep can keep.
The king is here for you and me.

There's a celebration today,
Everybody celebrate.
A new Messiah is king,
Everybody clap and sing.

Seek out the king, seek out the king,
Seek out the king now.
Seek out the king, seek out the king,
Seek out the king, how?

The angel came and the statement that she made,
Means we must use the guiding star.
Look round the town,
For the child with parents round,
A newborn king is here.

There's a celebration today,
Everybody celebrate.
A new Messiah is king,
Everybody clap and sing.

We'll seek out the king, seek out the king,
Seek out the king now.
Seek out the king, seek out the king,
Seek out the king, how?

The happy shepherds exit cheering and yelling. The narrator enters watching the shepherds as they disappear. Herod's guards enter and change the scenery to that of Herod's Palace.

SCENE FIVE - Herod's Palace

Narrator. So there we leave the shepherds. Don't worry they're on their way to the stable. I just thought you might like to see what that nasty Herod's up to.

Enter the Magi.

Narrator. These three are the Magi. Star gazers from the East who have seen a star
in the skies and, after consulting their charts, found that this star is to lead them to a new born child who would be king. And guess what? The first place they've decided to look is happy, horrible King Herod's home.

Herod enters.

Herod. *(Very slowly & deliberately)* Who on earth are you?

SONG 8: We are the Magi – The Magi.

The Three Wise Men explain why they are in Judea. During the song the Magi dance around, dragging a startled and unwilling Herod with them. The guards remain impassive.

The Magi. We are the Magi,
We are not kings,
We are seeking a Messiah who'll save everything.
We are the Magi,
Don't think we're crackers,
We just like to have a shake of our maracas.

We've travelled many lands and desert sands,
Following the guiding star.
The prophecy says if we carry on,
We will find the Superstar.

We are the Magi,
We are not kings,
We are seeking a Messiah who'll save everything.
We are the Magi,
Don't think we're crackers,
We just like to have a shake of our maracas.

We're priests from the Orient,
From such a foreign land.
Please help us Mister Herod.
So we all might understand.

We are the Magi,
We are not kings,
We are seeking a Messiah who'll save everything.

We are the Magi,
Don't think we're crackers,
We just like to have a shake of our maracas.

Would you like to have a shake of our maracas?

Herod. Just what are you going on about? I'm the only king in this land, and that is final.

Caspar. *(Very willowy and pernickety)* Well, um, that's not strictly true Mister Herod. Our star charts prove beyond a shadow of a doubt that there will be a boy child born, who will be an almighty king.

Herod. What's his name then?

Melchior. Of that we are not sure, but be assured he will be a great and mighty king greater than even your great self.

Herod. Do you want to get out of here alive?

Belshezzar. *(A little scared)* Of course, oh humungous one. Melchior did not mean to upset you it is only that our charts are never wrong.

Herod. Well believe me, they're wrong this time and if you don't believe me, have a word with my head guard, *(indicating one of the guards)*.

The guard growls like a dangerous guard dog.

Guard. GRRRR...

Caspar. Does that mean, good king, that you do not know where this child is?

Herod. You catch on quick.

Caspar. Then we must leave you and continue on our journey to find the Messiah. We have to see the king before the star shines less brightly.

Herod. *(Aside)* Not if I see him first.

Melchior. Good day to you King Herod, may you live long and prosper.

Herod. And may you meet the fate that deserves you.

The Magi exit.

SONG 9: Kill the Boy King – Herod.

Herod plots, pulling his guards near him to sing to them. Towards the end of the song, he uses one of their swords which he flourishes in the air.

Herod. Listen all you guards,
There's someone we must discard.
If the rumours are true,
There's something we must do.
The wise men talk of kings,
Well I'm the only thing,
Who runs this fair, sweet land.
I need you to lend a hand.

We've got to,
Kill the boy king, kill the boy king.
Kill the boy king, kill the boy king.
Kill the boy king, kill the boy king.
Every first son in this land must die.

Drastic but it's true,
I must rely on you.
To free this prophet's hands,
From the evil in this land.
Now I'm the only one,
So we must kill the first born sons,
To every family,
So the Kingdom remains with me.

I've got to,
Kill the boy king, kill the boy king.
Kill the boy king, kill the boy king.
Kill the boy king, kill the boy king.
Every first son in this land must die.

Instrumental

All. We gotta kill the boy king, kill the boy king.
Kill the boy king, kill the boy king.
Kill the boy king, kill the boy king.
Every first son in this land must die.
Must die!

Herod and his guards exit purposefully. As they exit the guards change the scenery to The Road to Bethlehem.

SCENE SIX – The Road to Bethlehem

The Magi enter. Slowly they walk to the front of the performance space. Eyes pointing upwards. They move slowly around the performance space following the star to the manger. The narrator enters and talks to the audience.

Narrator. Luckily for the baby Jesus, the Magi had no intention of telling the **evil** King Herod where Jesus was, and even though he searched for years he never found the King of Kings. The Magi however had a star to guide their way.

SONG 10: Follow the Star – The Magi & Narrator.

Melchior. Follow, follow, follow.

Belshezzar. Shining so bright, up in the sky.
Guiding the wise men through deserts to find.
The one who will be, eternity.
As the light burns so bright in their eyes.

Magi & Narrator. Follow the star, like the end of a rainbow.
Seek out the child, the king.
Follow the star, we've travelled so far.
Follow the star to the king.

Melchior. Follow, follow.

Caspar. So far they've come, the journey goes on,
Believing the truth that they feel in their hearts.
Saviour of man, the one who will stand,
As a faith for when we're apart.

Magi & Narrator. Follow the star, like the end of a rainbow.
Seek out the child, the king.
Follow the star, we've travelled so far.
Follow the star to the king.

Melchior. Follow, follow.

SCENE SEVEN – The Stable

The shepherds enter the performance space and change the scenery to The Stable. Joseph and Mary enter, followed by the Magi and narrator.

Narrator. And so to the stable where Mary, Joseph and the shepherds look down on baby Jesus, the Saviour.

Melchior. So this is the sacred place.

Belshezzar. The place of the king's birth.

Caspar. A truly magnificent spectacle.

Melchior. We have travelled many days to see this place. It was foretold in the stars and true enough, the child is here.

Belshezzar. Pray, good people, tell us his name.

Joseph. His name is Jesus. But tell us, how do you explain your knowledge of his birth?

Caspar. We study star charts to tell the future and the star above your stable led us to you. We were informed of a great king who would be born, and here he is.

Belshezzar. Jesus, what a sweet name. We bring you presents Oh King.

The gospel arpeggio plays before they begin to sing.

SONG 11: Hot Presents – The Magi.

During the song the Magi dance around and juggle the presents between each other.

The Magi. We've found a way to make you happy. *Woo, ooh, ooh.*
We've found a way to make you smile. *Woo, ooh, ooh.*
We've found a way, Oh Lord, we've found a way,
Because the presents that we bring you,
Will make you feel all right.

Bop shoo wop. Bop shoo wop. Bop shoo wop.

Belshezzar. I bring you gold for the wealth of the highest,
Bop shoo wop Bop shoo wop.
It shimmers in the sun's bright light.
Bop shoo wop Bop shoo wop
I bring you gold for your Majesty to please you,
Bop shoo wop Bop shoo wop
It even shimmers in the moonlight.
Bop shoo wop Bop shoo wop
And the gold I bring you,
Ah
Will keep you healthy and protect your might.
Ah Bop shoo wop

Melchior. Frankincense from Arabia,
Bop shoo wop Bop shoo wop
Sweet smelling if you burn it away.
Bop shoo wop Bop shoo wop
The frankincense I bring you,
Bop shoo wop Bop shoo wop
Will help you ease any troubles away.
Bop shoo wop Bop shoo wop
And the frankincense will make you feel OK.
Ah Ah Bop shoo wop

All 3. Woh, oh, oh, oh *Bop shoo waddy waddy wop*
Woh, oh, oh, oh *Bop shoo waddy waddy wop*
Woh, oh, oh, oh *Bop shoo waddy waddy wop*
Woh, oh, oh, oh *Bop shoo waddy waddy wop*
We hope these presents, are good enough for your name.
Travelling so far, we nearly went insane.
Travelling so far, we nearly went insane.

Caspar. I bring you myrrh as my present dear Messiah,
 Bop shoo wop Bop shoo wop
Aromatic for the evening time.
 Bop shoo wop Bop shoo wop
I bring you myrrh, hope you like it dear Messiah,
 Bop shoo wop Bop shoo wop
It's a personal favourite of mine.
 Bop shoo wop Bop shoo wop
And the myrrh I bring you,
 Ah
Should last you 'til the morning light.
 Ah Ooh

All 3. And the presents that we bring you,
 Ah
Should last you 'til the morning light.
 Ah Ooh
And the presents that we bring you,
 Ah
Will make you feel all right.
 Ah Ah
Oh Yeah!!
Oh Yeah!!

Melchior approaches Joseph, Mary and the child.

Melchior. This is an historic day, for human kind. From this day on we will celebrate
December the 25th.....we shall call it.....(*Trying to think of a name*).

Suddenly the innkeeper bursts in.

Innkeeper. Christ, what a mass of people!

Melchior. That's it! We shall call it Christmas (*pronounced Christ-Mass*).

Everyone. Christmas (*pronounced properly*).

All take their bows in a rough order of chorus, Gabriel and The Angelettes, Shepherds, Herod, Innkeeper, the Magi, Mary and Joseph as they begin the finale song.

SONG 12: Christmas Time – All.

All. Logs upon the fire, snow piles even higher.
The snowman in the garden looks so cold.
Presents round the tree, lights and memories,
Of children and of love and of stories well told.

It's Christmas Day, Santa's on his way.
As the snow starts to fall.
Merry Christmas they say.
As the bells start to ring, and the carollers sing,
And deep in your soul, you feel the glow,
Of Christmas time.

Drink the wine and cheer, hopes about next year.
Sleigh bells and reindeers fill your mind.
Friends now gather round, listen to the sounds,
Of the season, of the songs of the old Christmas rhymes.

It's Christmas Day, Santa's on his way.
As the snow starts to fall,
Merry Christmas they say.
As the bells start to ring, and the carollers sing,
And deep in your soul, you feel the glow,
Of Christmas time.

During the instrumental verse the narrator says loudly:-

Narrator. Christmas is here, so let's be of good cheer,
This story's for both young and old.
A happy Christmas and joy through the year,
Round the world this story's been told.
So sing with us now let your hearts fill with joy,
Follow that star high above.
Remember the manger and that baby boy,
Spend Christmas with those that you love.

All. As the bells start to ring, and the carollers sing.
And deep in your soul, you feel the glow
Of Christmas time.
And deep in your soul, you feel the glow,
Of Christmas time.

The cast hold hands and bow.

THE END



CREATURAMA UNIVERSE

The Work of Artist Anthony James

Artist Anthony James has worked extensively as "**Creaturama Workshops**" in education since 1992. His work, based on the use of junk materials, has featured in three nationally touring exhibitions. Anthony has also worked as a television and theatre "Production Designer" and his work has appeared on many T.V. programmes. As part of "**Creaturama**", Anthony also runs workshops based on real historical subjects and the following pages are taken from these formats and are based on techniques that have proved to be achievable in the field.

WARNING.

All scissors are dangerous, even if plastic. Make children aware of this prior to scenery, costume and prop construction. Check collected junk for such items as glass and metal tins. In a past workshop a six inch carving knife was handed to me, found in a pile of donated junk materials. Also check that bottles and food containers have been emptied and cleaned properly. (*There really is nothing like the smell of festering milk in the bottom of an old plastic milk bottle to make children sick*).

MATERIALS.

All of Anthony's work is based on the use of two inch wide masking tape. To use thinner tape is a false economy as the children will just use more of this to achieve the same effects. Wide masking tape, scissors and cardboard are the only real indispensable materials needed. **THE FEATURED TECHNIQUES WILL NOT WORK WITH THIN MASKING TAPE.** Other useful materials include coloured papers, kitchen rolls, cereal boxes and old newspapers.

MASKING TAPE.

Masking tapes differ widely in their quality and price. Be aware of differing prices and shop around, the savings you can make may surprise you. Remember masking tape is created for masking so most masking tapes can be painted over. Do not confuse with gummed tape or parcel tape (*both are usually dark brown as opposed to light cream*). Make children aware that ripping tape with their teeth is unwise, particularly if they are "First teeth"! Cutting with scissors or breaking by using the thumb placed on the roll's edge are both acceptable. Make children aware that masking tape and hair do not mix!

DO NOT BE AFRAID.

The biggest hurdle in three-dimensional model making is a misconception that it is a complex or unattainable skill. The trick is in making items stick together properly and after some initial practice you will realise just how easy this is.

PAINTING.

When three-dimensional creations are painted, try getting the children to paint them one colour first. The primary coat as I call it. This stops a random mixing of colours occurring when several are used at the same time. Once the primary coat is dry other colours and features can be added. If paint refuses to cover tape or plastics, use a small amount of PVA glue mixed with a ready mixed paint.

FINALLY.

All the techniques featured have been tried out before their inclusion in this pack and are achievable by children from reception upwards. They are meant as a guide only and it is up to you and the children's individual talents as to just how ambitious you wish to be. Get the children to make big things. Model making is great fun and is a lively and informative way of teaching Art, History and Technology.

Good Luck & Enjoy

As seen on
BBC TELEVISION'S



CREATURAMA - Page 2

Scene One. Herod's Palace.

Scene Two. The Road to Bethlehem.

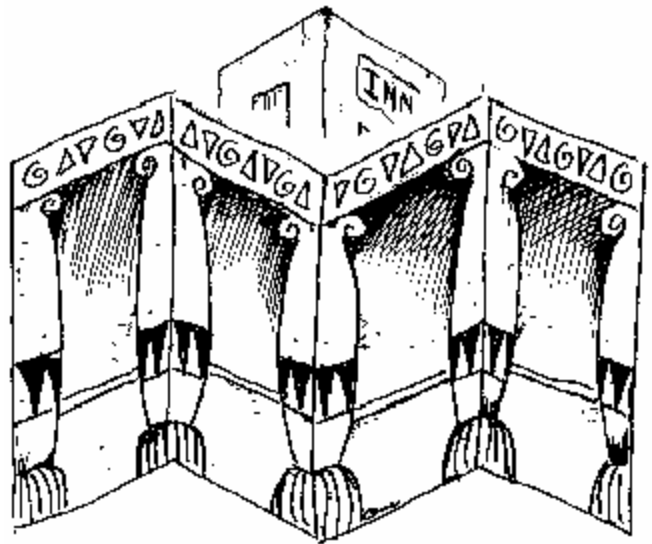
Scene Three. The Inn.

Scene Four. The Road to Bethlehem.

Scene Five. Herod's Palace.

Scene Six. The Road to Bethlehem.

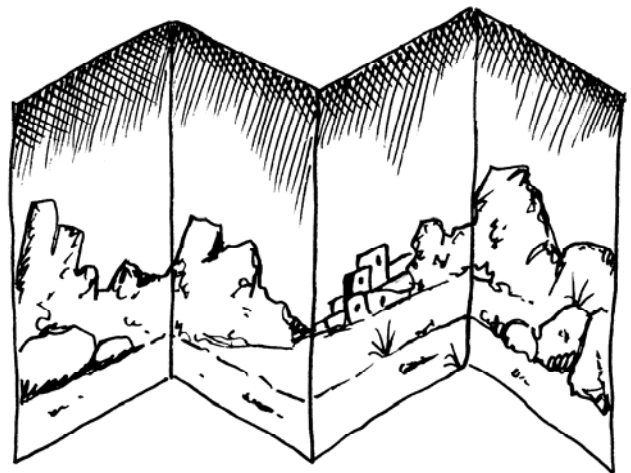
Scene Seven. The Stable




Scenes can be created from very large fridge freezer or furniture boxes, which can be cut down opposing corners to create flats. Flats should be joined with strong masking tape or gaffa tape and it is always a good idea to prime both sides of the cardboard with white emulsion to prevent warping.

Herod's palace should be created on two of these large cardboard flats. The palace itself should look Roman, created from large stone blocks. It should also be damp and unfriendly looking.

The Road to Bethlehem should also be created on two flats. The town of Bethlehem should nestle up against some mountains so it isn't too noticeable. The sky should be quite a dark blue fading to a lighter horizon, this means the flats can be night or day.



The Inn flat should be very simple with a painted door and window. The stable should be painted on the reverse of this flat. The stable can be the traditional one as depicted or even a more accurate cave version.

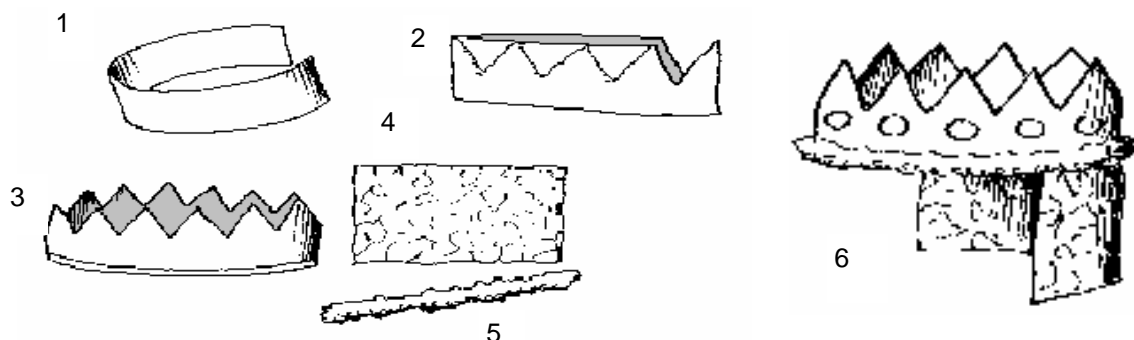


CREATURAMA - Page 3

Herod's Crown.

Herod is very definitely the baddy in "The Star Child", so his crown should reflect this.

1. Use a piece of cereal box card and create a strip which will fit around Herod's head. Join the piece into a cylinder with masking tape.
2. Now squash the cylinder flat onto a table and cut out some triangles leaving a good 3 cm to act as a stable base.
3. With the cylinder reopened now attach a piece of double sided tape around the base (this can also be pieces of folded over masking tape).
4. Cut out a square or rectangular piece of plastic, either from a bin liner or plastic bag the desired colour.
5. Also take a strip of cotton wool or wadding to attach around the crown's base. 6. Attach the plastic to the interior of the crown to create a back piece and the cotton wool strip to the double sided tape. Decorate the crown with jewels or designs as preferred.




Magi Hats.

As the Magi were star gazers from the east their apparel could be quite ornate. You can create Magi hats two ways.

Hat Number One.

1. Take a large piece of coloured card (A2 or bigger, the colour required) and cut out a very large triangle.
2. Fold the triangle in half and join both sides together with a long strip of masking tape.
3. Now turn the 2D hat into a 3D one. You can add a strip of cotton wool to its base if preferred, as with Herod's crown.




Hat Number Two.

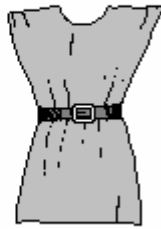
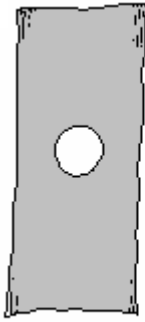
1. Take a large piece of coloured card (A2 or bigger, the colour required) and roll one side in to create a large cone. Check for size, then cut and stick with masking tape.
2. You can now add a strip of cotton wool or wadding to its base using folded over masking tape or double sided tape. A rear backing piece can be added as used on Herod's crown. Decorate with stars, moons etc. You can add a large badge to the front, again using double sided tape.

The Manger.

The dictionary quotes a manger as being "A feeding trough for horses and cattle". This can be created simply by using two appropriately shaped cardboard boxes. One slightly larger than the other. Corrugated cardboard cut out into rough strips can create a wooden look if the corrugation runs horizontally to look like wood grain. These strips can be attached by their edges with masking tape.



Herod's Guards.

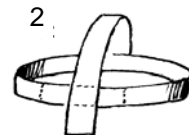
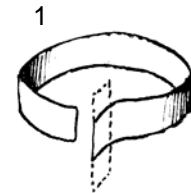


Roman Tunics.

Roman costumes can be created by using a large rectangle of material with a hole for the head, worn over the shoulders and belted in the middle. This material should be red and the guards should not wear trousers. Red or black shorts will create the effect.

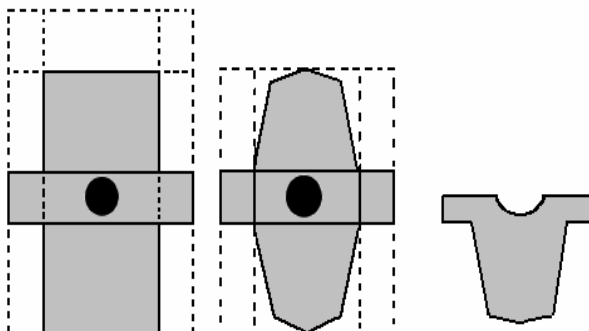
Helmets.

1. Cut out a long strip of cereal box card and measure until it fits around the head, creating a simple crown. Fix with a strip of masking tape ensuring the laminated side is facing inwards.
2. With another strip create a curved bridge from the back to the front of the crown shape.
3. Create a bridge from one side of the crown to the other side with another strip of card.
4. Cut out four triangles of card roughly the same size as in the four holes. Using masking tape fill in the four holes.
5. Cut out a shape, as in the illustration, to create a roman neck guard and cheek protectors.



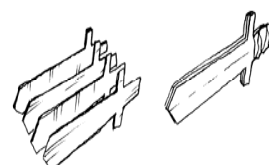
Breastplate.

A breastplate can be created by using a large piece of cardboard, or a flat cardboard box, with its internal corrugation running from side to side. A hole can be cut in its centre for a child's head to fit through. Try to cut this hole too small first, this will allow you to enlarge it until it is the right size. Once this is done the cardboard can be folded and cut to create the right shape. Paint grey, or cover with silver acrylic spray.



Roman Swords.

Swords sound easy to make but good prop swords should not bend. Here's a few tips to make cardboard swords stronger. Cut out four sword shapes, two with the inner corrugation running from top to bottom, two with the inner corrugation running from side to side. Stick these all together as in the illustration. You can finish by wrapping tape (*badly*) around the hilt. Badly wrapping the tape will create a grip area.

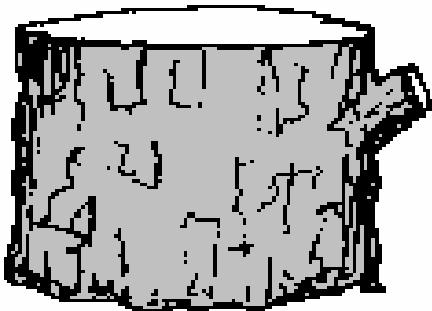
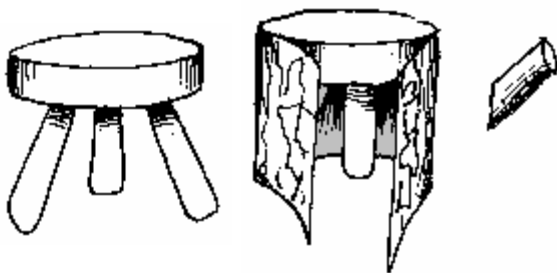



CREATURAMA - Page 5

Carrot.

The Inn Keeper uses a carrot as a microphone to perform his/her song.

1. Cut out a large triangle from a cardboard cereal box.
2. Fold this triangle down the middle and attach tape down one side so you can create a cone.
3. Use some twisted masking tape and wrap this around the cone to create a textured surface.
4. Green paper can be cut and stripped to create green leaves, the crown of the carrot.



The Log / logs.

A log or logs can be created to seat characters, particularly during the Road to Bethlehem scenes. This can be carried on for those scenes or left for the entire performance.

I suggest it is left on as carrying it on and off would create too much of a distraction.

The log can be created by wrapping cardboard around either a stool, bench or chair depending on availability.

I have created one illustration based on wrapping cardboard around a stool and adding a cut piece of toilet roll to create a stunted branch.



Trays.

The trays carried by Herod's slaves during Song 2 should have all the items on them attached with tape to ensure they do not fall onto the floor.


They can hold plastic bottles, plastic or paper cups, plastic fruit or models of fruit and food. You can either use dinner trays or sheets of thick cardboard.



CREATURAMA - Page 6

Costumes.

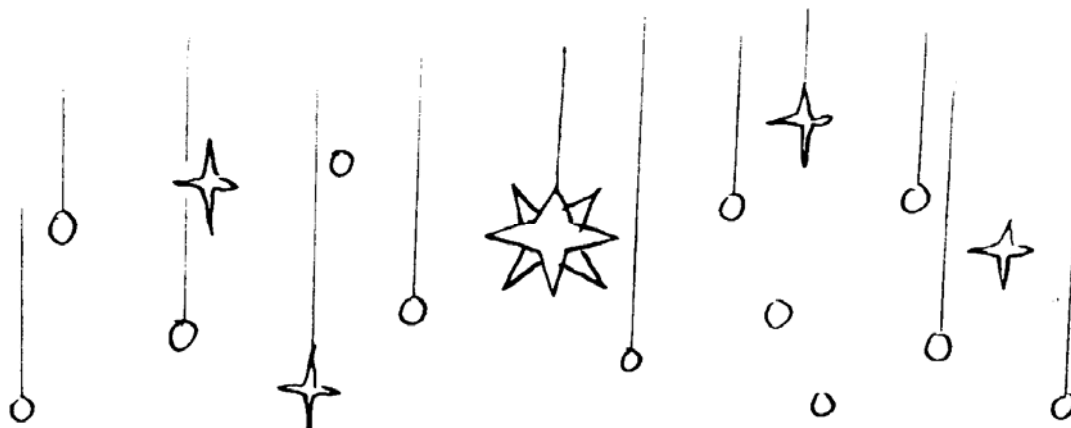
Costumes for Mary, Joseph and chorus can be created by using large pieces of old curtain material. Simply cut holes centrally in pieces of material, as in the illustration, to create long robes. Old belts or cord can be used to tighten them around the waist. Headwear can be made using strips of coloured card and scraps of coloured material. Long sleeved tops will complete the look. Herod should wear a black version of this type of costume. The Magi should wear brightly coloured versions.



Stars.

Each child involved in the production could contribute a star, which can be hung above the performance area.

If there are no direct fixing points above, use a wire across the space to hang stars from. Stars can be created from card or crumpled tin foil. The Star that leads everyone to the stable should be grand indeed.



Potty Panto

Snow White & The Magnificent Seven
Goldilocks and the Three Scares
Daring Dick Whittington
Jack and the Big Stork!
Aladdin's Lump

Our 10 minute Assembly Shows

Watch out for other titles in this unique range of educational assembly pieces:

The Gunpowder Plot – Remember, Remember the 5th of November
Monster of the Maze – The Story of Theseus and the Minotaur
Happy Christmas Tommy – The Christmas Miracle of 1914
The Dream Catcher – The Plains Indians of North America
Christopher Columbus - Voyage to the End of the World
The Victorian Historian - Rogues, Railways & Royalty
The Ancient Olympics – The Story of Callipateira
The Ancient Olympics - The Olympic Traditions
The Spanish Armada – The Invasion of England
The Lucky Viking – The Discovery of America
The Warrior Queen - The Romans in Britannia
The Warrior Queen - Boudica, Warrior Queen
The Boy King - The Legend of Tutankhamun
The Victorian Historian - History is Boring?
Saint Nicholas – The Real Santa Claus
Dazzling Daedalus – An Inventor's Story
The Magic Tree - A Story for Christmas
Henry VIII – Henry and Anne Boleyn
Henry VIII – The Break with Rome
The Trojan Horse – The Fall of Troy
Battle of Britain -Their Finest Hour
Pompeii – Escape from the Cloud
Pompeii - Life in a Roman Town
Gettysburg – Brothers at War
Athens – To Vote or Not to Vote
Athens – It Could be You!
Trafalgar – Nelson's Finest Hour
Trafalgar - Napoleon's Navy
Trafalgar – Nelson's Navy
1066 – William's Army
1066 – Harold's Army

CHRISTMAS SHOWS

Happy Christmas Tommy – *The Miracle of 1914*
Saint Nicholas – *The Real Santa Claus*
The Magic Tree – *A Story for Christmas*
The Star Child – *The Christmas Story*

Includes an historical fact sheet, script, an Art Pack showing costumes and props, a music score of three songs and a CD with rehearsal and backing tracks of the three songs.



The Star Child

The Christmas Story

For 2,000 years a story that has captivated people across the world, the story of the birth of Jesus.

The Star Child is a unique and modern retelling of the events leading up to the birth of Christ.

Join Mary & Joseph as they travel to Bethlehem to a lowly stable. There they are visited by the shepherds and the Three Wise Men, while in the shadows the evil King Herod plots and schemes to destroy the Star Child.

The Star Child is a lively retelling of the Christmas story created specially for children.

ISBN 978-1-905123-02-5

